


SHAFT LOGS • STUFFING BOXES

SELF ALIGNING SHAFT LOGS - CAST BRASS OR ALUMINUM



9 Degree Log:

Base Size 3 1/2" x 1 3/4"	Catalog No.	Item No.
Aluminum Log	15610	172
Aluminum Log - Polished	15620	176
Bronze Log	15630	180
Bronze Log - Chrome	15640	183

15 Degree Log:

Base Size 3 1/4" x 8 1/2"	Catalog No.	Item No.
Aluminum Log	15810	187
Aluminum Log - Polished	15820	191
Bronze Log	15830	195
Bronze Log - Chrome	15840	199

12 Degree Log:

Base Size 3 1/2" x 1 1 3/4"	Catalog No.	Item No.
Aluminum Log	16010	207
Aluminum Log - Polished	16020	211
Bronze Log	16030	215
Bronze Log - Chrome	16040	219

Note: Please order the stuffing box, hose and clamps separately.

DOUBLE SEAL TYPE STUFFING BOX

CAST BRONZE

Our stuffing box uses double neoprene seals. Water must be discharged into the stuffing box, further lubricating the Aqua Lube bearing insert. O.D. is 1-3/4". For use with 1" and 1-1/8" shafts.



SEAL TYPE STUFFING BOX

CAST BRONZE

A neoprene seal stuffing box furnished in 1" or 1-1/8" shaft sizes for shaft logs. O.D. is 1-3/4". An ideal stuffing box for tight coupled installations.



Description	Catalog No.	Item No.
Bronze - 1"	16632	244
Chrome - 1"	16642	246
Bronze - 1-1/8"	16638	1663
Chrome - 1-1/8"	16648	1664
Extra Seal - 1"	16409	233
Extra Seal - 1-1/8"	16489	238

Description	Catalog No.	Item No.
Bronze - 1"	16431	234
Chrome - 1"	16441	236
Bronze - 1-1/8"	16438	235
Chrome - 1-1/8"	16448	237
Extra Seal - 1"	16409	233
Extra Seal - 1-1/8"	16489	238

STUFFING BOX PARTS

HOSE

Length of Hose	3 1/2"
Inside Diameter of Hose	1 3/4"
Outside Diameter of Hose	2 1/4"




STAINLESS CLAMPS (2 required)

Catalog No.	Item No.
16300	232

Catalog No.	Item No.
16200	231

STUFFING BOXES • BEARINGS • BEARING CAGES

GW MORSE-TYPE STUFFING BOX



Corrosion free, pre-packed with beveled glands to force packing against shaft as it is tightened. O.D. is 1-3/4".

Shaft Size	Hose I.D.	Catalog No.	Item No.
1"	1-3/4"	49409	1215**
1-1/8"	1-3/4"	49410	1216**

Description	Catalog No.	Item No.
Extra Packing:	13700	106 (SEE BELOW)

*3/16" **5/16" ***1/4" - Please specify when ordering

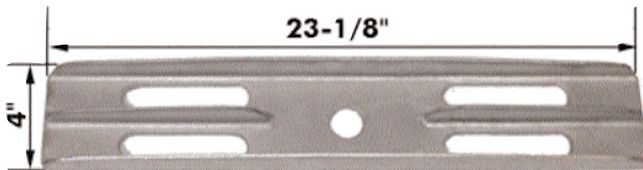
PACKING TYPE STUFFING BOX



Shaft Size	Catalog No.	Item No.
Bronze 1"	16131	223***
Bronze Chrome 1"	16141	227***
Bronze 1-1/8"	16138	226*
Bronze Chrome 1-1/8"	16148	230*

O.D. is 1-3/4".


THRUST BEARING CAGE CAST ALUMINUM



Hi-tensile cast aluminum bracket for holding the flange type thrust bearing. Fastens between engine stringers with two pieces of aluminum angle.

Length	Width	Catalog No.	Item No.
23-1/2"	4-1/8"	16914	280

FLANGE BEARINGS



A self-aligning flange type bearing. Perfect for thrust installation on channel between engine stringers.

TWO HOLE FLANGE BEARING

Shaft Size	Base Size	Catalog No.	Item No.
1"	3 1/4" x 5 1/2"	18601	346
1-1/8"	3 1/4" x 5 1/2"	18618	347

TWO OR FOUR HOLE STANDARD DUTY

PLEASE SPECIFY TWO OR FOUR HOLE

BOLT CENTER FOR 2-HOLE IS 3-7/8"

BOLT CENTER FOR 4-HOLE IS 2-3/4" SQUARE

3/4"	3" X 3"	17334	286
7/8"	3 3/4" X 3 3/4"	17378	287
1"	3 3/4" X 3 3/4"	17301	285


MEDIUM DUTY/STANDARD DUTY

1"	4 1/4" X 4 1/4"	17401	288
----	-----------------	-------	-----

RUDDER STUFFING BOXES • PLATES

DOUBLE SEAL TYPE STUFFING BOX

CAST BRASS



This competition rudder stuffing box uses a double seal on top and an "O" ring on the bottom, giving greater rudder shaft stability and assuring a positive leak-proof unit.

Base: 3-5/16" x 3-5/16"


Holes: center to center 2-3/8"

O.D. - 1-5/8"

Description	Catalog No.	Item No.
1" Brass	14631	135
1" Brass Chrome	14641	137
1-1/8" Brass	14638	136
1-1/8" Brass Chrome	14648	138
Extra Seal - 1"	16409	233
Extra Seal - 1-1/8"	16489	238
Extra "O" ring (specify size)	14600	139

SINGLE SEAL TYPE STUFFING BOX

CAST BRASS



This rudder stuffing box uses a neoprene seal. Furnished in 1" or 1-1/8" rudder shaft size.


Base: 3-1/4" x 3-1/4"

Holes: center to center 2-5/16"

O.D. - 1-1/2"

Description	Catalog No.	Item No.
1" Brass	13931	112
1" Brass Chrome	13941	114
1-1/8" Brass	13938	113
1-1/8" Brass Chrome	13948	115

RUDDER STUFFING BOX PLATE




Description	Catalog No.	Item No.
3 1/4" X 3 1/4" Brass	13837	107
3 1/4" X 3 1/4" Brass Chrome	13847	109
Holes: center to center 2-5/16"		
4" x 4" Brass	13839	108
4" x 4" Brass Chrome	13849	110
Holes: center to center 2-3/4"		

RUDDER STUFFING BOXES

HEAVY DUTY STUFFING BOXES

CAST BRASS




Designed for rudders using a 1-1/8" shaft.

Base: 4" x 4"

Holes: center to center 2-3/4"

O.D. - 1-1/2"

Description	Catalog No.	Item No.
Heavy Duty	13638	101**



Designed for Tournament ski boat applications. This stuffing box is used with our Tournament ski boat rudder for 1-1/8" shaft.

Base: 4" x 4"


Holes: center to center 2-3/4"

O.D. - 1-1/2"

Description	Catalog No.	Item No.
Tournament	M/S	1289**

MEDIUM DUTY STUFFING BOX

CAST BRASS



Base: 3 1/4" x 3 1/4"

Holes: center to center 2-5/16"

O.D. - 1-1/2"

Description	Catalog No.	Item No.
1" Brass	13731	102***
1" Brass Chrome	13741	104***
1-1/8" Brass	13738	103*
1-1/8" Brass Chrome	13748	105*

Description	Catalog No.	Item No.
Extra Packing:	13700	106 (SEE BELOW)

*3/16" **5/16" ***1/4" - Please specify when ordering