


# SHAFT LOGS • STUFFING BOXES

## SELF ALIGNING SHAFT LOGS - CAST BRASS OR ALUMINUM



### 9 Degree Log:

Base Size 3 1/2" x 1 3/4"	Catalog No.	Item No.
Aluminum Log	15610	172
Aluminum Log - Polished	15620	176
Bronze Log	15630	180
Bronze Log - Chrome	15640	183

### 15 Degree Log:

Base Size 3 1/4" x 8 1/2"	Catalog No.	Item No.
Aluminum Log	15810	187
Aluminum Log - Polished	15820	191
Bronze Log	15830	195
Bronze Log - Chrome	15840	199

### 12 Degree Log:

Base Size 3 1/2" x 1 1 3/4"	Catalog No.	Item No.
Aluminum Log	16010	207
Aluminum Log - Polished	16020	211
Bronze Log	16030	215
Bronze Log - Chrome	16040	219

Note: Please order the stuffing box, hose and clamps separately.

## DOUBLE SEAL TYPE STUFFING BOX

### CAST BRONZE

Our stuffing box uses double neoprene seals. Water must be discharged into the stuffing box, further lubricating the Aqua Lube bearing insert. O.D. is 1-3/4". For use with 1" and 1-1/8" shafts.



## SEAL TYPE STUFFING BOX

### CAST BRONZE

A neoprene seal stuffing box furnished in 1" or 1-1/8" shaft sizes for shaft logs. O.D. is 1-3/4". An ideal stuffing box for tight coupled installations.



Description	Catalog No.	Item No.
Bronze - 1"	16632	244
Chrome - 1"	16642	246
Bronze - 1-1/8"	16638	1663
Chrome - 1-1/8"	16648	1664
Extra Seal - 1"	16409	233
Extra Seal - 1-1/8"	16489	238

Description	Catalog No.	Item No.
Bronze - 1"	16431	234
Chrome - 1"	16441	236
Bronze - 1-1/8"	16438	235
Chrome - 1-1/8"	16448	237
Extra Seal - 1"	16409	233
Extra Seal - 1-1/8"	16489	238

## STUFFING BOX PARTS

### HOSE

Length of Hose . . . . .	3 1/2"
Inside Diameter of Hose . . . . .	1 3/4"
Outside Diameter of Hose . . . . .	2 1/4"



### STAINLESS CLAMPS (2 required)

Catalog No.	Item No.
16300	232

Catalog No.	Item No.
16200	231

# SHAFT LOG AND STUFFING BOX FOR CRUISERS

## HEAVY DUTY - 12° SHAFT LOG ONLY



**12 Degree Log:**  
**Base Size 3½" x 14"**

Heavy Duty Bronze Shaft Log Only  
Accepts 2" hose only.

**Catalog No.**

16500

**Item No.**

239

## HEAVY DUTY - 12° SHAFT LOG COMPLETE



This heavy duty shaft log is made out of bronze. It is made especially for 1-1/4" shafts but may also be used for 1-1/8" shafts. Sold as a complete unit with stuffing box, hose and clamps.

**12 Degree Log**

**Catalog No.**

**Item No.**

1-1/4" Heavy Duty Bronze Shaft Log

16534

240


1-1/8" Heavy Duty Bronze Shaft Log

16538

241

# STUFFING BOXES • BEARINGS • BEARING CAGES

## GW MORSE-TYPE STUFFING BOX



Corrosion free, pre-packed with beveled glands to force packing against shaft as it is tightened. O.D. is 1-3/4".

Shaft Size	Hose I.D.	Catalog No.	Item No.
1"	1-3/4"	49409	1215**
1-1/8"	1-3/4"	49410	1216**

Description	Catalog No.	Item No.
Extra Packing:	13700	106 (SEE BELOW)

\*3/16"    \*\*5/16"    \*\*\*1/4" - Please specify when ordering

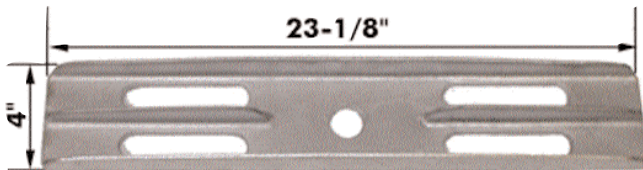
## PACKING TYPE STUFFING BOX



Shaft Size	Catalog No.	Item No.
Bronze 1"	16131	223***
Bronze Chrome 1"	16141	227***
Bronze 1-1/8"	16138	226*
Bronze Chrome 1-1/8"	16148	230*

O.D. is 1-3/4".


## THRUST BEARING CAGE CAST ALUMINUM



Hi-tensile cast aluminum bracket for holding the flange type thrust bearing. Fastens between engine stringers with two pieces of aluminum angle.

Length	Width	Catalog No.	Item No.
23-1/2"	4-1/8"	16914	280

## FLANGE BEARINGS



A self-aligning flange type bearing. Perfect for thrust installation on channel between engine stringers.

### TWO HOLE FLANGE BEARING

Shaft Size	Base Size	Catalog No.	Item No.
1"	3 1/4" x 5 1/2"	18601	346
1-1/8"	3 1/4" x 5 1/2"	18618	347

### TWO OR FOUR HOLE STANDARD DUTY

PLEASE SPECIFY TWO OR FOUR HOLE

BOLT CENTER FOR 2-HOLE IS 3-7/8"

BOLT CENTER FOR 4-HOLE IS 2-3/4" SQUARE

3/4"	3" X 3"	17334	286
7/8"	3 3/4" X 3 3/4"	17378	287
1"	3 3/4" X 3 3/4"	17301	285

### MEDIUM DUTY/STANDARD DUTY

1"	4 1/4" X 4 1/4"	17401	288
----	-----------------	-------	-----