

RUDDERS

SPEED RUDDER*



CAST MANGANESE BRONZE

Semi-wedge rudder design with the shaft and rudder cast in one piece. The rudder is unbalanced for the higher speeds. Furnished in 1" or 1-1/8" shaft size.

Blade size: 6 1/2" x 12"
Shaft length: 11-3/8"

Description	Catalog No.	Item No.
1" Bronze	11031	8
1" Bronze Chrome	11041	10
1-1/8" Bronze	11038	9
1-1/8" Bronze Chrome	11048	11

CUSTOM WEDGE RUDDER*



CAST MANGANESE BRONZE

The ultimate in fine rudders for fast ski and speed boats. Perfect steering qualities at higher speed. This rudder is wedge shaped and has the shaft cast as an integral part of the rudder. Furnished in 1-1/8" shaft size only.

Blade size: 5 3/4" x 12"
Shaft length: 11-3/8"

Description	Catalog No.	Item No.
1-1/8" Bronze	11238	14
1-1/8" Bronze Chrome	11248	15

COMPETITION STEEL RUDDER*



4130 ALLOY STEEL

Our highest quality 4130 alloy steel competition rudder. Beautifully chrome plated. Recommended for boats operating in a higher speed range. Furnished in 1" and 1-1/8" shaft size.

Blade size: 5 1/2" x 12"
Shaft length: 12"

Description	Catalog No.	Item No.
1"	11101	12
1-1/8"	11108	13

CUSTOM CRUISER RUDDER*



CAST MANGANESE BRONZE

An ideal rudder for cruisers up to 25 feet. Offers excellent steering control and responsive handling. Furnished in 1-1/8" shaft size only.

Blade size: 7 1/2" x 12 1/2"
Shaft length: 14"

Description	Catalog No.	Item No.
1-1/8"	11338	16

***RUDDER NOT KEYED. IF YOU WANT US TO KEY RUDDER, MEASURE UP FROM BLADE, SPECIFY WHERE YOU WANT KEYWAY AND LENGTH OF KEYWAY.**

RUDDERS

UNIVERSAL RUDDER*

CAST MANGANESE BRONZE



A balanced rudder with integral cast shaft. Ideal for speed boats or small cruisers. Furnished in 1" or 1-1/8" shaft size.

Blade size: 9 1/4" x 9"
Shaft length: 10"

Description	Catalog No.	Item No.
1"	11531	19
1-1/8"	11538	20

SPEED RUDDER*

STAINLESS STEEL



This is the same style of rudder as our bronze speed rudder, except that it is made of stainless steel and is polished to a high luster finish. Available in 1" and 1-1/8" shaft size.

Blade size: 6 1/2" x 12"
Shaft length: 11-3/8"

Description	Catalog No.	Item No.
1"	11081	1160
1-1/8"	11088	1161

CRUISER RUDDER*

CAST MANGANESE BRONZE



A perfectly balanced rudder for cruisers and larger speed boats. This rudder has an integral cast shaft. Furnished in 1-1/8" shaft size only.

Blade size: 10" x 14"
Shaft length: 14"

Description	Catalog No.	Item No.
1-1/8"	11638	21

CUSTOM WEDGE RUDDER*

STAINLESS STEEL



This is the same style of rudder as our bronze wedge rudder, except that it is made of stainless steel and is polished to a high luster finish. Available in 1" and 1-1/8" shaft size.

Blade size: 5 3/4" x 12"
Shaft length: 11-3/8"

Description	Catalog No.	Item No.
1"	11281	1180
1-1/8"	11288	1181

***RUDDER NOT KEYED. IF YOU WANT US TO KEY RUDDER, MEASURE UP FROM BLADE, SPECIFY WHERE YOU WANT KEYWAY AND LENGTH OF KEYWAY.**

RUDDERS

CUSTOM WEDGE CRUISER RUDDER*

CAST MANGANESE BRONZE



Designed for the faster small cruisers. Furnished in 1-1/8" shaft size only.

Blade size: 6 1/2" x 12"
Shaft length: 12"

Description	Catalog No.	Item No.
1-1/8"	12038	1267

TOURNAMENT SKI BOAT RUDDER

CAST MANGANESE BRONZE



Intended for tournament ski boat applications. Designed to maximize steering control and tracking stability. Furnished in 1-1/8" shaft size only.

Blade size: 8 1/2" x 12 1/2"

Description	Catalog No.	Item No.
6-1/8" Shaft Length	12838	1287*
10" Shaft Length	12838L	1287L

***RUDDER IS KEYED ON LEFT SIDE 12° OFF OF 90°.**

COMPETITION STEEL SPEED RUDDER*



High quality 4130 Chrome Moly, heat treated steel. Chrome plated competition rudder. Recommended for boats operating at elevated speeds. Furnished in 1" or 1-1/8" shaft size.

Blade size: 6 1/2" x 12"
Shaft length: 12"

Description	Catalog No.	Item No.
1"	11061	1268
1-1/8"	11068	1269

COMPETITION STEEL SPADE RUDDER*



High quality 4130 Chrome Moly, heat treated steel. Chrome plated competition rudder. Designed for light cruisers with turbo systems. Furnished in 1" or 1-1/8" shaft size.

Blade size: 7" x 12"
Shaft length: 12 1/2"

Description	Catalog No.	Item No.
1"	12261	1290
1-1/8"	12268	1291

***RUDDER NOT KEYED. IF YOU WANT US TO KEY RUDDER, MEASURE UP FROM BLADE, SPECIFY WHERE YOU WANT KEYWAY AND LENGTH OF KEYWAY.**

COUPLERS • COLLARS • PROP NUTS • KEYS • PINS

SPLIT SLEEVE COUPLER - STEEL



This type of coupler is used on V-drives with 1" shafts.

Length	O.D.	I.D.	Catalog No.	Item No.
3½" Cad	2"	1"	34251	868
3½" Chrome	2"	1"	34261	869

SPLIT SAFETY COLLARS - STEEL



Diameter	Catalog No.	Item No.
1" Cad	21051	461
1" Chrome	21061	463
1-1/8" Cad	21058	462
1-1/8" Chrome	21068	464

SAFETY COLLARS STAINLESS STEEL



These safety collars are used on the rudder shaft and prop shaft.

Diameter	Catalog No.	Item No.
3/4"	19434	402
7/8"	19478	403
1"	19401	400
1-1/8"	19418	401

STRUT COLLARS STAINLESS STEEL



These strut collars are used on propeller shaft ahead of the strut.

Diameter	Catalog No.	Item No.
1"	19481	4001
1-1/8"	19488	4002

PROP NUT KIT STAINLESS STEEL



Catalog No.	Item No.
29569	723

COTTER PIN STAINLESS STEEL



Catalog No.	Item No.
29501	722

PROPELLER NUTS BRASS AND S.S.



Thread Size	Catalog No.	Item No.
3/4 x 10 (Brass)	29801	725
Half Nut (S.S.)	29805	726

LOCKING PROPELLER NUTS STAINLESS STEEL



Thread Size	Catalog No.	Item No.
3/4 x 10	29901	727

PROPELLER KEYS STAINLESS STEEL




Size	Catalog No.	Item No.
1/4 x 1/4	29701	724

RUDDER STUFFING BOXES • PLATES

DOUBLE SEAL TYPE STUFFING BOX

CAST BRASS



This competition rudder stuffing box uses a double seal on top and an "O" ring on the bottom, giving greater rudder shaft stability and assuring a positive leak-proof unit.

Base: 3-5/16" x 3-5/16"


Holes: center to center 2-3/8"

O.D. - 1-5/8"

Description	Catalog No.	Item No.
1" Brass	14631	135
1" Brass Chrome	14641	137
1-1/8" Brass	14638	136
1-1/8" Brass Chrome	14648	138
Extra Seal - 1"	16409	233
Extra Seal - 1-1/8"	16489	238
Extra "O" ring (specify size)	14600	139

SINGLE SEAL TYPE STUFFING BOX

CAST BRASS



This rudder stuffing box uses a neoprene seal. Furnished in 1" or 1-1/8" rudder shaft size.


Base: 3-1/4" x 3-1/4"

Holes: center to center 2-5/16"

O.D. - 1-1/2"

Description	Catalog No.	Item No.
1" Brass	13931	112
1" Brass Chrome	13941	114
1-1/8" Brass	13938	113
1-1/8" Brass Chrome	13948	115

RUDDER STUFFING BOX PLATE




Description	Catalog No.	Item No.
3 1/4" X 3 1/4" Brass	13837	107
3 1/4" X 3 1/4" Brass Chrome	13847	109
Holes: center to center 2-5/16"		
4" x 4" Brass	13839	108
4" x 4" Brass Chrome	13849	110
Holes: center to center 2-3/4"		

RUDDER STUFFING BOXES

HEAVY DUTY STUFFING BOXES

CAST BRASS




Designed for rudders using a 1-1/8" shaft.

Base: 4" x 4"

Holes: center to center 2-3/4"

O.D. - 1-1/2"

Description	Catalog No.	Item No.
Heavy Duty	13638	101**



Designed for Tournament ski boat applications. This stuffing box is used with our Tournament ski boat rudder for 1-1/8" shaft.

Base: 4" x 4"


Holes: center to center 2-3/4"

O.D. - 1-1/2"

Description	Catalog No.	Item No.
Tournament	M/S	1289**

MEDIUM DUTY STUFFING BOX

CAST BRASS



Base: 3 1/4" x 3 1/4"

Holes: center to center 2-5/16"

O.D. - 1-1/2"

Description	Catalog No.	Item No.
1" Brass	13731	102***
1" Brass Chrome	13741	104***
1-1/8" Brass	13738	103*
1-1/8" Brass Chrome	13748	105*

Description	Catalog No.	Item No.
Extra Packing:	13700	106 (SEE BELOW)

*3/16" **5/16" ***1/4" - Please specify when ordering

QUADRANT TILLERS • BRACKETS

CUSTOM RUDDER QUADRANT



CAST BRONZE OR ALUMINUM

This heavy duty quadrant has a clamp type boss for simple installation. The bolt locks the quadrant to the shaft. Quadrant has a 5" radius and a 1/4" keyway for added safety.

Description	Catalog No.	Item No.
1" Aluminum	12111	36
1" Aluminum-Polished	12121	38
1" Bronze	12131	40
1" Bronze Chrome	12141	42
1-1/8" Aluminum	12118	37
1-1/8" Aluminum-Polished	12128	39
1-1/8" Bronze	12138	41
1-1/8" Bronze Chrome	12148	43



Hi-tensile aluminum casting for supporting the rudder shaft. The quadrant can ride below or above the bracket. The bracket fastens between or on top of the engine stringers. Furnished with 1" or 1-1/8" brass bushing and aluminum angle. Length: 3" x 28".



This rudder post bracket is competition engineered. Bracket fastens between or on top of engine stringers. Furnished with 1" or 1-1/8" brass bushing and aluminum angle. Length: 2 3/4" x 26".

CUSTOM TILLER



CAST MANGANESE BRONZE

This tiller is furnished with a 1" or 1-1/8" hole. Easy installation with clamp type single nut and bolt design. Bolt locks tiller to shaft. Tiller has a 1/4" keyway for added safety. Length: 7".

Description	Catalog No.	Item No.
1" Bronze	11831	28
1" Bronze Chrome	11841	30
1-1/8" Bronze	11838	29
1-1/8" Bronze Chrome	11848	31

RUDDER POST BRACKET

CAST ALUMINUM

Description	Catalog No.	Item No.
1" Aluminum	11911	32
1" Aluminum-Polished	11921	34
1-1/8" Aluminum	11918	33
1-1/8" Aluminum-Polished	11928	35

COMPETITION RUDDER POST BRACKET

CAST ALUMINUM

Description	Catalog No.	Item No.
1" Aluminum	11711	22
1" Aluminum-Polished	11721	24
1-1/8" Aluminum	11718	23
1-1/8" Aluminum-Polished	11728	25

TRANSOM BRACKETS



RUDDER TRANSOM BRACKET CAST ALUMINUM HI-TENSILE

Designed for slanted transoms. Used when converting outboard hulls to inboard. Available in 1" or 1-1/8".

Height: 6"
Width: 8 1/2"
Depth: 8"

Description	Catalog No	Item No.
1"	10610	1
1-1/8"	10618	2



RUDDER TRANSOM BRACKET CAST ALUMINUM HI-TENSILE

An exceptionally strong ribbed bracket. Designed for straight or verticle transoms. Available in 1" or 1-1/8".

Height: 6 1/2"
Width: 7"
Depth: 7"

Description	Catalog No	Item No.
1"	10710	3
1 1/8"	10718	4