

# ALTERNATORS • BATTERY BOXES

## PRESTOLITE ALTERNATOR

Model 8MR2049KA - Alternator for 12 volt negative ground systems. Rated 51 amps with built in regulator.

<b>Catalog No.</b>	<b>Item No.</b>
50000	964



## ALTERNATOR BRACKET

CAST ALUMINUM - Ideal for all applications. A universal alternator bracket.

<b>Catalog No.</b>	<b>Item No.</b>
41396	957



## BATTERY BOXES

Rigid-mount battery boxes. Strong, lightweight heat-treated aluminum construction. Corrosion protected by long lasting black powder coat finish. Non-conductive, no sparks. Ideal battery box for all marine and automotive applications. Easy floor mount installation. Available in two sizes.



<b>Description</b>
Group 24 (6 <sup>3</sup> / <sub>4</sub> " x 10 <sup>1</sup> / <sub>4</sub> ")
Group 24 (6 <sup>3</sup> / <sub>4</sub> " x 10 <sup>1</sup> / <sub>4</sub> ") with stainless steel hardware

<b>Catalog No.</b>	<b>Item No.</b>
22124	1840
22124-S/S	1845

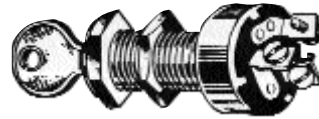
# SWITCHES

## MARINE SWITCHES - ALL BRASS CONSTRUCTION




All brass ignition switch. Two terminal single throw "OFF/ON". Furnished with chrome plated brass face nut, brass lock nut and stainless steel springs. Mounting bushing is 1-5/16" long, and 13/16" in diameter. Overall dimensions are 2-5/16" long and 1-1/4" in diameter. Accommodates 1" panel.

<b>Catalog No.</b>	<b>Item No.</b>
34600	871



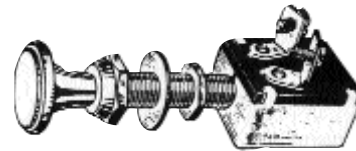
All brass ignition starter switch. Three position "OFF/IGNITION/START". Returns automatically from start to ignition position. Furnished with chrome plated brass face nut, brass lock nut and stainless steel springs. Mounting bushing is 1-5/16" long, and 13/16" in diameter. Overall dimensions are 2-1/2" long and 1-1/4" in diameter. Accommodates 1" panel.

<b>Catalog No.</b>	<b>Item No.</b>
34600	872



Insulated type push bottom starter and horn switch. Mounting bushing is 1 1/4" long, and 7/8" wide. Supplied with brass chrome plated face nut, brass washer, back up nut and stainless steel springs. Accommodates 1" panel.

<b>Catalog No.</b>	<b>Item No.</b>
34600	873



Push-Pull switch. Mounting stem is

1 1/4" long, and 3/8" in diameter. Overall dimensions are 3-1/8" long and 7/8" wide. Furnished with brass hex back up nut, brass washer, brass chrome plated face nut, brass chrome plated 3/4" knob and stainless steel springs.

<b>Catalog No.</b>	<b>Item No.</b>
34600	874
34600	1920 (Plasticized)



Plasticized body. Rubber cap snaps over special face nut for moisture and dirt protection. Two 18 gauge plasticized wire leads are 12" long. Mounting stem is 5/8" 32 thread, and is 15/16" long. Fits panels up through 1/2" thick. Two positions, "OFF/ON". On with button depressed, spring return to off.

<b>Catalog No.</b>	<b>Item No.</b>
34600	1930